

Scaled data based on original data using
LM-79-08 Approved Method: Electrical and Photometric Measurements of Solid-
State Lighting Products

Test Report Prepared for
Cooper Lighting Solutions
(formerly Eaton)

Brand: McGRAW-EDISON

Report Number: P227019

Luminaire Tested: **ISW-AF-600-LED-E1-SL4-7030-ULG**

Issue Date: 3/3/2020

Test Information

Test Method: LM-79-08
Report Number: P227019
TEST IS SCALED FROM IESNA LM-79-08 TEST DATA (P35947)-DOWNLIGHT AND
Test Lab: INNOVATION CENTER-P3
Issue Date: 3/3/2020
Manufacturer: COOPER LIGHTING SOLUTIONS (FORMERLY EATON)
Product Line: MCGRAW-EDISON
Catalog Number: ISW-AF-600-LED-E1-SL4-7030-ULG
Description: IMPACT ELITE LED WEDGE LUMINAIRE WITH UPLIGHT
LIGHT SQUARE WITH ACCULED OPTICS-TYPE IV W/SPILL CONTROL, WITH UPLIGHT
GLOW
Light Source: (16) 3000K CCT, 70 CRI LEDs and (1) UPLIGHT LED
Ballast/Driver: ELECTRONIC DRIVER

Summary

Lumens per Lamp: N/A
Luminaire Lumens: 4976.6 lumens
Efficiency: N/A
Efficacy: 98.7 lumens/watt
Luminous Opening: Rectangular w/ Sides (W: 0.5' x L: 0.5' x H: 0.54')
IES Classification: Type IV - Short - Non-Cutoff
BUG Rating: B1 - U5 - G1

Input Watts (W): 50.4
Input Voltage (V): 120
Input Current (Ain): NR
Voltage Rise (V): NR
Power Factor: NR
Total Harmonic Distortion (THDi): NR
Frequency (hertz): 60
Stabilization Time: NR
Operation Time: NR
Ambient Temperature (°C): NR
Test Distance: 25 FT

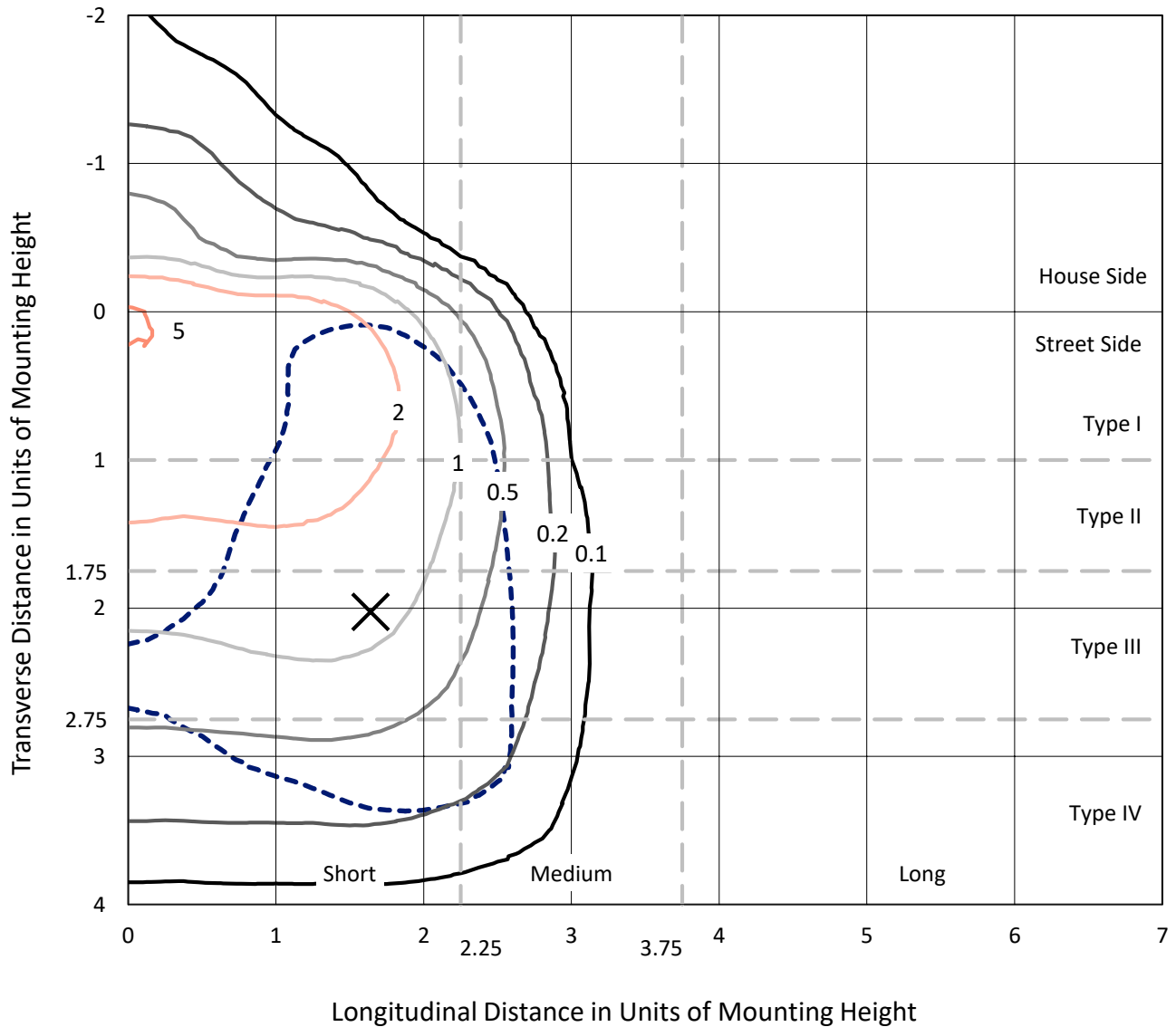


REPORT NUMBER: P227019

CATALOG NUMBER: ISW-AF-600-LED-E1-SL4-7030-ULG

Iso-Footcandle Lines of Horizontal Illumination

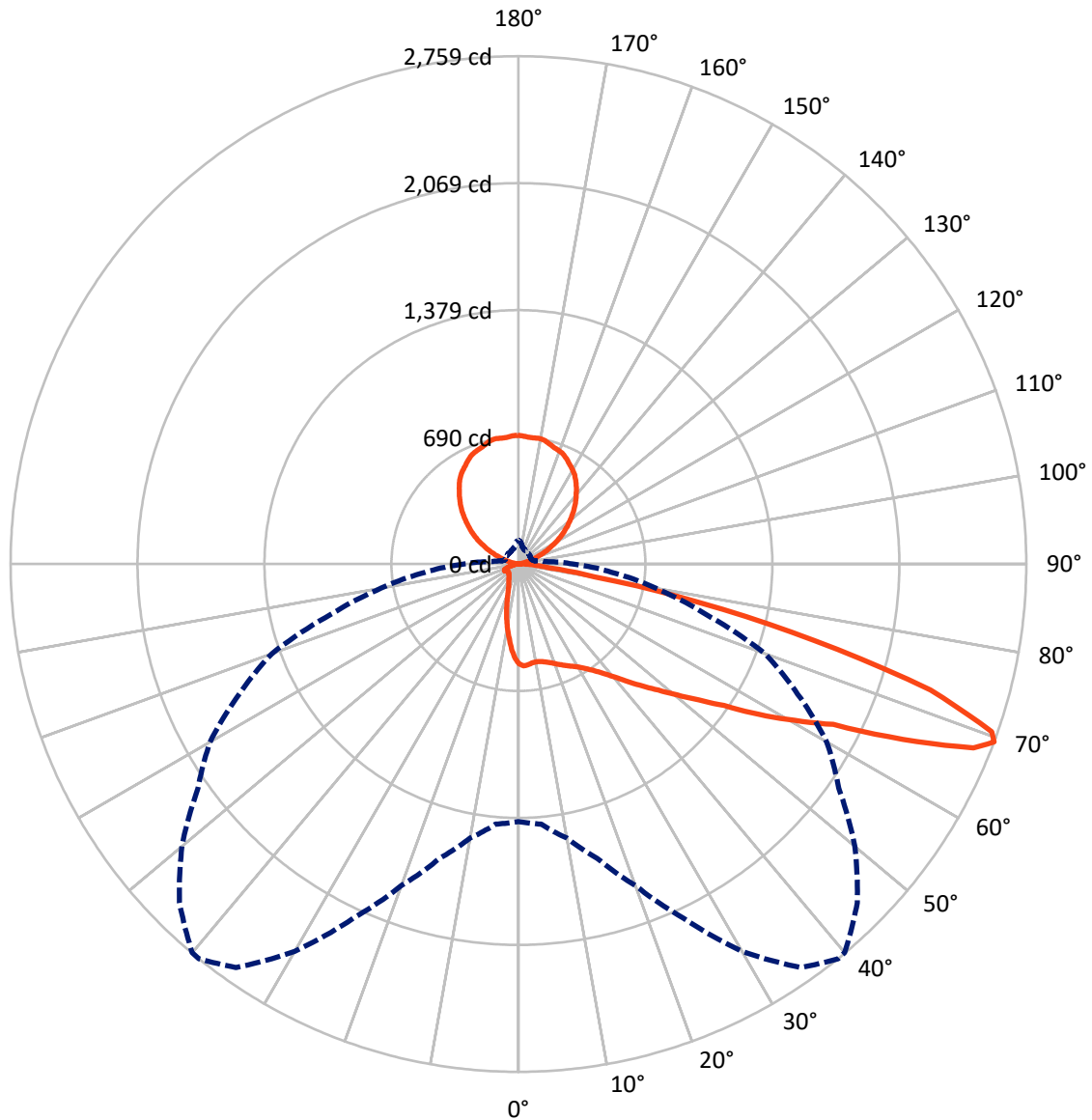
× Max cd
 - - - 1/2 Max cd



Based on 10 foot mounting height. Maximum calculated value = 5.4 fc
 Type IV - Short - Non-Cutoff

REPORT NUMBER: P227019
CATALOG NUMBER: ISW-AF-600-LED-E1-SL4-7030-ULG

Luminous Intensity Polar Plot



— Vertical Plane Through 39-Deg Lateral - - - Horizontal Cone Through 69-Deg Vertical

REPORT NUMBER: P227019

CATALOG NUMBER: ISW-AF-600-LED-E1-SL4-7030-ULG

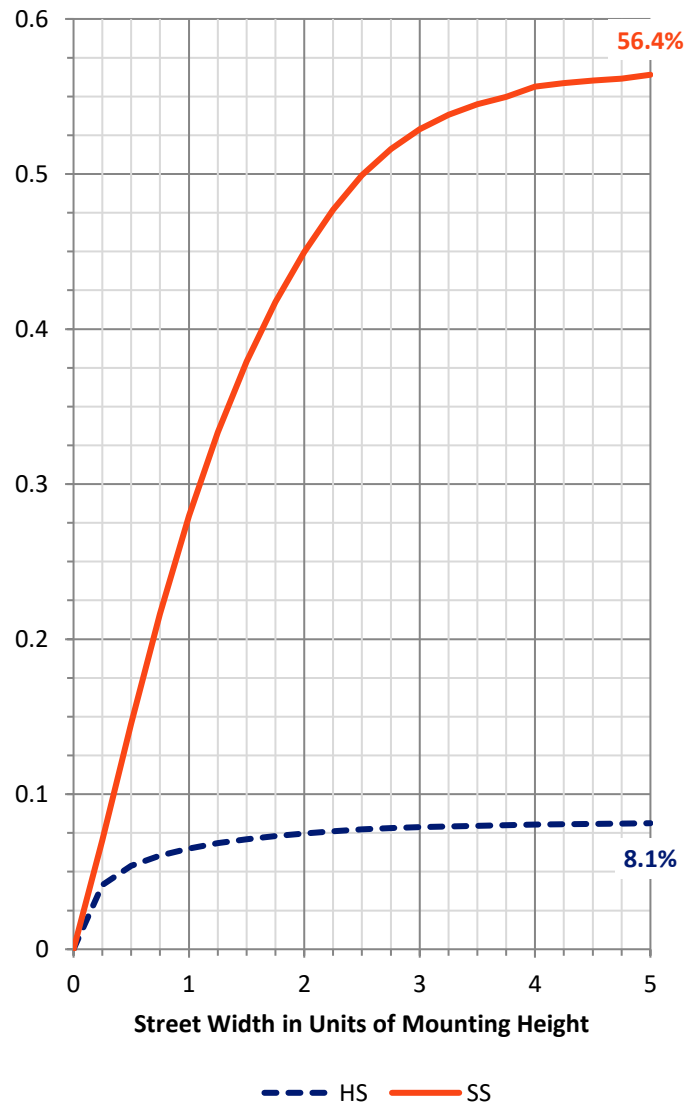
FLUX DISTRIBUTION:

		Downward	Upward	Total
House Side	Lumens	410.5	867.7	1278.2
	% Fixture	8.2	17.4	25.7
Street Side	Lumens	2830.0	868.4	3698.4
	% Fixture	56.9	17.4	74.3
Total	Lumens	3240.6	1736.0	4976.6
	% Fixture	65.1	34.9	100.0

Coefficient of Utilization

ZONAL LUMENS:

Zone	Lumens	% Fixture
0°-10°	46.9	0.9
10°-20°	118.1	2.4
20°-30°	183.9	3.7
30°-40°	277.9	5.6
40°-50°	444.7	8.9
50°-60°	698.9	14.0
60°-70°	941.1	18.9
70°-80°	466.8	9.4
80°-90°	62.3	1.3
90°-100°	10.2	0.2
100°-110°	57.4	1.2
110°-120°	166.1	3.3
120°-130°	273.2	5.5
130°-140°	336.8	6.8
140°-150°	344.6	6.9
150°-160°	290.3	5.8
160°-170°	191.2	3.8
170°-180°	66.3	1.3
0°-90°	3240.6	65.1
0°-180°	4976.6	100.0



REPORT NUMBER: P227019

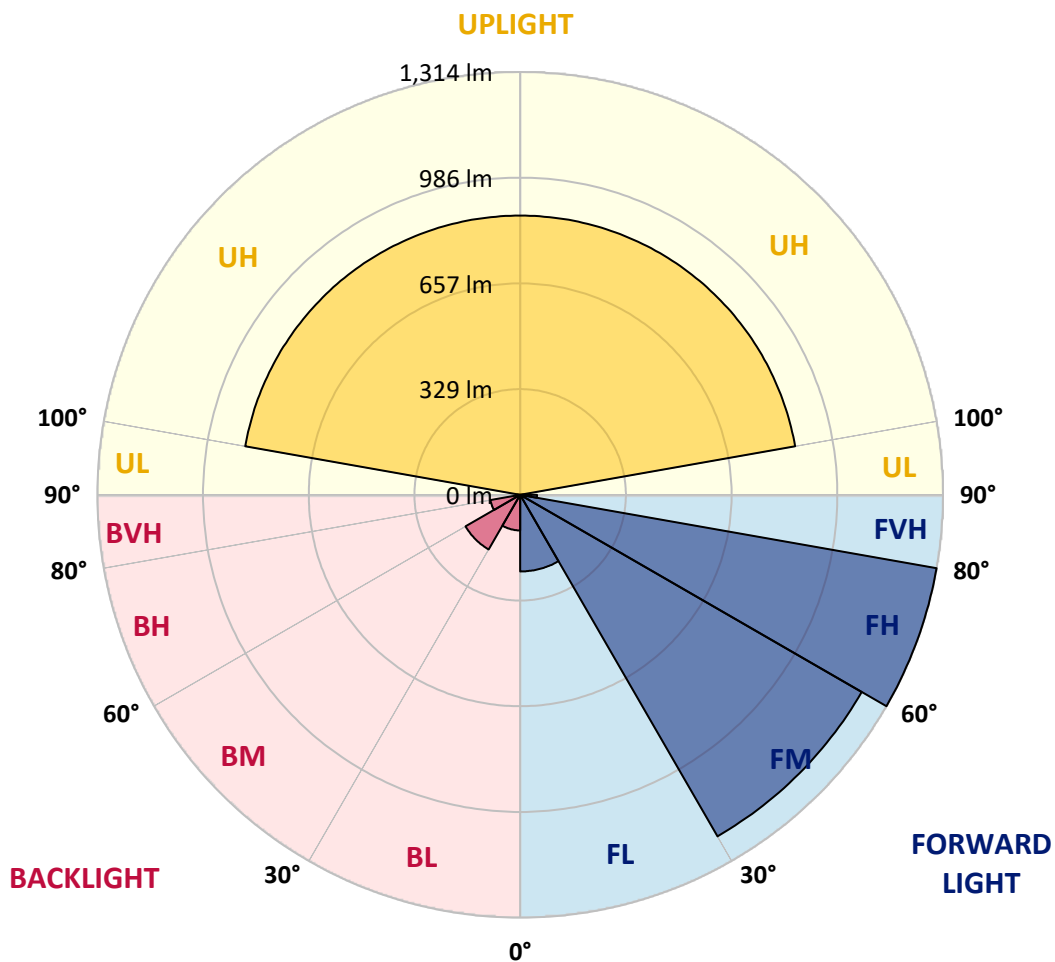
CATALOG NUMBER: ISW-AF-600-LED-E1-SL4-7030-ULG

LUMINAIRE CLASSIFICATION SYSTEM LUMEN TABLE AND BUG RATING:

Zone	Lumens	% Fixture	Zone Rating/Lumen Limit		
			B	U	G
FL (0°-30°)	238.2	4.8			
FM (30°-60°)	1225.6	24.6			
FH (60°-80°)	1314.0	26.4			G1/1800
FVH (80°-90°)	52.2	1.0			G1/100
BL (0°-30°)	110.6	2.2	B1/500		
BM (30°-60°)	195.9	3.9	B0/220		
BH (60°-80°)	93.8	1.9	B0/110		G0/110
BVH (80°-90°)	10.2	0.2			G1/100
UL (90°-100°)	10.2	0.2		U2/50	
UH (100°-180°)	867.7	17.4		U4/1000	

BUG Rating: B1-U5-G1

Type IV Short





REPORT NUMBER: P227019

CATALOG NUMBER: ISW-AF-600-LED-E1-SL4-7030-ULG

CANDELA DISTRIBUTION (FULL):

	0°	5°	10°	15°	20°	25°	30°	35°	39°	40°	45°
0°	542.7	542.7	542.7	542.7	542.7	542.7	542.7	542.7	542.7	542.7	542.7
2.5°	555.9	556.4	556.4	556.9	554.8	554.8	555.4	553.3	554.3	553.8	551.2
5°	556.9	557.5	556.9	557.5	554.8	553.8	551.7	549.1	550.1	549.6	545.9
7.5°	554.3	554.8	553.8	554.3	551.2	549.1	545.9	543.8	542.2	541.7	537.0
10°	548.5	550.1	548.0	549.6	546.9	544.8	543.3	541.2	540.1	539.6	534.3
12.5°	540.1	541.2	541.7	543.8	543.8	544.3	544.3	542.7	543.3	542.7	538.5
15°	532.2	535.9	539.6	541.7	545.9	548.5	550.6	550.1	551.7	551.2	548.5
17.5°	532.2	535.4	541.7	548.5	556.4	560.1	563.3	563.3	563.8	562.7	558.5
20°	534.3	540.1	550.6	562.2	571.7	579.0	581.1	580.6	578.5	578.5	571.1
22.5°	551.7	555.4	566.9	579.6	592.7	600.1	600.6	599.0	594.8	593.8	584.8
25°	576.4	580.6	591.1	607.4	617.4	623.2	621.6	616.4	612.2	608.5	599.0
27.5°	614.8	617.9	628.5	639.5	645.3	647.4	641.1	633.7	629.0	627.4	614.8
30°	654.2	658.4	666.9	673.7	678.4	672.1	662.1	653.7	649.5	648.5	636.9
32.5°	702.6	703.1	708.9	710.5	711.0	700.5	686.8	679.0	677.4	675.3	666.3
35°	746.8	749.4	748.4	747.8	743.1	730.0	718.4	713.7	712.1	711.6	704.2
37.5°	786.2	790.4	787.8	783.1	777.3	766.8	754.7	749.4	754.7	751.5	753.1
40°	824.6	824.6	821.5	818.8	812.0	802.0	797.8	798.3	806.8	808.9	811.0
42.5°	857.8	857.2	854.1	852.0	850.9	848.8	846.7	856.7	873.0	876.2	880.9
45°	894.1	893.5	881.4	885.6	893.0	894.6	901.9	925.1	945.1	946.6	956.6
47.5°	929.3	925.1	913.5	917.7	938.8	949.8	961.9	994.5	1022.4	1028.2	1056.0
50°	966.1	961.9	949.3	957.2	986.6	1007.1	1035.5	1080.8	1119.1	1127.0	1163.3
52.5°	1004.5	1004.0	994.0	1006.1	1042.4	1083.9	1128.6	1179.6	1226.4	1236.4	1290.1
55°	1050.8	1048.1	1043.9	1058.7	1110.2	1165.9	1235.9	1305.3	1356.3	1374.2	1428.4
57.5°	1102.8	1101.8	1102.3	1132.8	1194.9	1279.5	1365.3	1458.9	1543.0	1555.7	1606.1
60°	1148.1	1150.2	1162.3	1210.1	1288.0	1402.6	1523.0	1649.8	1724.5	1737.6	1787.1
62.5°	1203.3	1215.4	1242.2	1302.7	1394.2	1533.0	1689.2	1823.3	1919.6	1946.4	2040.0
65°	1335.8	1345.3	1395.2	1468.3	1585.1	1762.9	1942.2	2137.3	2296.1	2320.3	2400.8
67.5°	1432.6	1456.8	1535.1	1654.5	1823.3	2050.5	2296.7	2532.8	2666.9	2678.0	2621.7
69°	1398.9	1418.9	1511.5	1655.6	1859.1	2123.6	2429.7	2676.4	2758.9	2756.8	2603.8
70°	1347.4	1365.8	1467.8	1607.7	1829.1	2115.2	2431.8	2677.4	2727.4	2708.5	2533.3
72.5°	1128.6	1144.9	1240.6	1386.8	1601.4	1885.4	2183.6	2351.4	2340.8	2325.1	2035.8
75°	704.7	703.7	787.3	872.0	1038.7	1325.8	1547.8	1682.4	1660.8	1648.7	1306.9
77.5°	263.5	281.9	312.4	403.4	480.2	635.3	814.6	964.5	1006.1	953.0	703.7
80°	137.3	147.3	167.2	199.3	229.3	262.4	315.5	406.0	420.2	391.8	284.0
82.5°	108.3	120.4	140.4	167.8	188.8	176.2	166.2	172.0	170.9	163.0	144.6
85°	82.0	96.2	128.8	156.7	186.7	157.8	125.7	109.9	97.8	98.3	104.7
87.5°	41.0	53.1	101.5	136.7	162.5	104.7	82.0	63.6	53.1	51.0	68.4
90°	17.6	17.6	26.5	33.8	44.3	26.4	25.9	21.7	17.6	17.5	22.8
92.5°	4.0	4.0	4.5	5.0	5.5	6.0	6.0	6.0	6.0	6.0	6.0
95°	5.0	5.0	5.5	6.0	6.5	7.0	7.0	7.0	7.0	7.0	7.0
97.5°	7.0	7.0	7.5	8.0	8.0	8.0	8.5	9.0	9.0	9.0	9.0
100°	8.0	8.0	8.5	9.0	9.5	10.0	11.0	12.0	15.6	16.5	21.0
102.5°	11.0	11.0	12.0	13.0	15.5	18.0	22.5	27.0	32.2	33.5	40.0
105°	21.0	22.0	24.5	27.0	31.5	36.0	42.0	48.0	54.0	55.5	63.0
107.5°	41.0	42.0	45.5	49.0	53.5	58.0	65.5	73.0	79.0	80.5	88.0



REPORT NUMBER: P227019

CATALOG NUMBER: ISW-AF-600-LED-E1-SL4-7030-ULG

CANDELA DISTRIBUTION (continued):

	0°	5°	10°	15°	20°	25°	30°	35°	39°	40°	45°
110°	66.0	68.0	71.0	74.0	80.5	87.0	94.5	102.0	106.8	108.0	114.0
112.5°	99.0	99.0	102.5	106.0	113.5	121.0	127.5	134.0	137.6	138.5	143.0
115°	140.0	139.0	143.0	147.0	153.0	159.0	163.5	168.0	170.4	171.0	174.0
117.5°	184.0	184.0	186.5	189.0	193.0	197.0	199.5	202.0	203.2	203.5	205.0
120°	225.0	223.0	224.5	226.0	229.5	233.0	235.0	237.0	239.4	240.0	243.0
122.5°	263.0	260.0	260.5	261.0	264.0	267.0	269.0	271.0	273.4	274.0	277.0
125°	298.0	294.0	295.0	296.0	297.5	299.0	302.0	305.0	307.0	307.5	310.0
127.5°	330.0	329.0	329.0	329.0	331.0	333.0	336.0	339.0	339.4	339.5	340.0
130°	363.0	361.0	361.5	362.0	364.0	366.0	368.0	370.0	370.8	371.0	372.0
132.5°	396.0	394.0	393.5	393.0	397.0	401.0	402.5	404.0	404.4	404.5	405.0
135°	429.0	426.0	426.0	426.0	429.0	432.0	433.5	435.0	435.8	436.0	437.0
137.5°	460.0	457.0	458.0	459.0	459.5	460.0	462.0	464.0	465.6	466.0	468.0
140°	488.0	485.0	486.0	487.0	488.0	489.0	490.0	491.0	493.4	494.0	497.0
142.5°	518.0	515.0	516.0	517.0	517.5	518.0	519.5	521.0	522.6	523.0	525.0
145°	550.0	546.0	545.0	544.0	545.5	547.0	548.5	550.0	550.4	550.5	551.0
147.5°	575.0	572.0	571.5	571.0	572.5	574.0	574.0	574.0	574.4	574.5	575.0
150°	595.0	592.0	592.5	593.0	593.0	593.0	593.0	593.0	593.0	593.0	593.0
152.5°	611.0	608.0	608.0	608.0	608.5	609.0	609.5	610.0	610.0	610.0	610.0
155°	629.0	625.0	625.0	625.0	626.0	627.0	628.5	630.0	629.2	629.0	628.0
157.5°	646.0	643.0	643.0	643.0	643.5	644.0	645.0	646.0	645.6	645.5	645.0
160°	663.0	660.0	659.5	659.0	657.5	656.0	655.5	655.0	655.0	655.0	655.0
162.5°	673.0	669.0	669.0	669.0	667.0	665.0	663.0	661.0	661.8	662.0	663.0
165°	681.0	678.0	677.0	676.0	676.0	676.0	674.5	673.0	673.0	673.0	673.0
167.5°	690.0	687.0	685.5	684.0	685.0	686.0	687.0	688.0	686.8	686.5	685.0
170°	698.0	695.0	693.5	692.0	692.0	692.0	692.5	693.0	692.2	692.0	691.0
172.5°	699.0	697.0	696.0	695.0	694.0	693.0	691.5	690.0	690.0	690.0	690.0
175°	700.0	698.0	697.5	697.0	696.0	695.0	693.0	691.0	690.6	690.5	690.0
177.5°	707.0	705.0	702.5	700.0	699.5	699.0	698.0	697.0	696.2	696.0	695.0
180°	700.0	700.0	700.0	700.0	700.0	700.0	700.0	700.0	700.0	700.0	700.0



REPORT NUMBER: P227019

CATALOG NUMBER: ISW-AF-600-LED-E1-SL4-7030-ULG

CANDELA DISTRIBUTION (continued):

	50°	55°	60°	65°	70°	75°	80°	85°	90°	95°	100°
0°	542.7	542.7	542.7	542.7	542.7	542.7	542.7	542.7	542.7	542.7	542.7
2.5°	549.1	549.1	548.0	547.5	545.9	543.8	542.2	539.6	538.0	535.4	532.2
5°	542.2	540.1	539.1	537.0	533.8	531.2	528.0	524.3	520.1	514.9	509.1
7.5°	533.3	530.1	526.4	525.4	521.7	518.6	514.9	509.6	503.8	494.4	487.0
10°	529.6	526.4	523.3	521.2	516.4	512.8	508.6	501.7	494.4	481.7	468.1
12.5°	533.3	530.1	527.0	523.3	519.1	514.9	509.1	500.7	490.7	474.4	457.5
15°	542.2	539.1	533.8	530.1	524.3	520.7	512.8	503.3	488.6	468.6	446.5
17.5°	552.2	547.5	542.7	537.0	531.7	527.0	518.6	506.5	488.0	464.4	436.0
20°	561.7	556.4	549.1	544.8	539.6	532.8	523.8	509.1	487.0	456.0	424.9
22.5°	572.7	565.9	558.0	553.3	549.1	543.3	532.8	513.8	487.0	451.2	412.3
25°	586.9	578.0	570.1	565.4	562.7	558.5	545.9	524.9	490.7	448.6	401.8
27.5°	603.7	592.2	585.3	582.2	581.7	578.5	565.9	539.6	499.1	448.6	391.8
30°	623.7	613.7	604.8	604.8	611.1	609.0	594.8	562.2	512.2	450.2	384.4
32.5°	651.6	641.6	636.4	641.6	648.5	650.6	634.3	594.3	533.8	457.5	377.1
35°	692.6	686.3	682.6	690.5	704.2	709.5	689.5	642.1	565.4	471.7	372.9
37.5°	746.8	742.1	737.3	751.0	776.8	787.3	758.4	697.4	610.6	495.4	370.8
40°	808.9	809.4	814.6	842.0	866.7	888.8	856.2	781.0	672.6	529.1	372.9
42.5°	882.5	888.3	906.1	944.0	991.9	1009.2	977.7	882.0	750.0	569.6	378.1
45°	974.0	989.2	1019.7	1076.0	1133.9	1160.7	1116.0	1009.2	847.2	634.3	392.9
47.5°	1071.3	1104.9	1156.5	1224.9	1292.2	1309.5	1254.3	1124.4	942.4	691.6	415.5
50°	1195.9	1236.9	1288.5	1370.5	1442.1	1452.6	1379.5	1231.2	1025.5	741.5	437.0
52.5°	1312.2	1367.9	1433.6	1528.8	1601.4	1588.3	1493.6	1326.4	1091.3	775.7	449.1
55°	1471.0	1528.8	1603.0	1686.1	1758.1	1726.6	1597.2	1407.3	1143.9	801.0	452.8
57.5°	1652.4	1696.6	1769.2	1854.4	1901.7	1847.5	1699.2	1486.2	1193.8	801.5	423.9
60°	1830.7	1882.2	1962.2	2045.8	2072.1	1978.5	1770.2	1498.3	1144.4	715.2	339.2
62.5°	2094.7	2146.8	2187.3	2200.9	2153.6	1965.3	1687.7	1370.5	986.6	564.3	240.3
65°	2389.7	2330.8	2252.5	2178.9	2050.0	1763.9	1455.2	1126.0	765.7	377.1	165.7
67.5°	2467.1	2287.7	2117.3	1953.2	1712.9	1404.7	1097.6	792.0	491.2	214.6	112.5
69°	2386.6	2124.7	1934.8	1674.5	1426.3	1051.3	756.3	507.5	293.5	149.4	94.1
70°	2239.3	1966.9	1709.7	1431.0	1104.9	803.1	502.8	332.4	191.4	108.9	84.7
72.5°	1689.8	1351.1	1041.3	676.3	412.3	228.8	160.9	115.2	91.0	79.9	72.6
75°	977.1	650.6	426.0	227.2	134.6	99.9	87.3	77.8	72.1	69.4	63.1
77.5°	412.3	257.7	174.6	127.8	90.5	77.3	67.3	62.1	61.5	60.0	54.2
80°	187.8	160.9	137.3	96.2	68.9	58.9	51.5	50.5	51.5	50.0	44.2
82.5°	139.4	137.3	114.6	74.2	52.6	39.4	32.1	33.7	37.9	41.0	35.8
85°	116.2	116.2	96.2	55.2	34.7	25.2	24.7	27.9	31.6	34.2	28.9
87.5°	106.8	102.6	55.2	28.4	20.0	16.3	15.3	13.7	13.7	23.7	20.0
90°	17.5	11.7	10.6	11.1	11.6	11.1	11.2	9.6	9.6	9.6	10.6
92.5°	6.5	7.0	7.0	7.0	6.5	6.0	6.0	6.0	6.0	6.0	6.0
95°	7.0	7.0	7.5	8.0	7.5	7.0	7.0	7.0	7.0	7.0	7.0
97.5°	10.5	12.0	11.0	10.0	9.5	9.0	8.5	8.0	8.0	8.0	8.5
100°	25.0	29.0	27.5	26.0	24.5	23.0	21.0	19.0	19.0	19.0	21.0
102.5°	45.0	50.0	48.5	47.0	44.5	42.0	40.5	39.0	38.0	39.0	40.5
105°	67.5	72.0	71.0	70.0	67.5	65.0	63.0	61.0	61.0	61.0	63.0
107.5°	91.5	95.0	94.5	94.0	92.0	90.0	88.5	87.0	86.0	87.0	88.5



REPORT NUMBER: P227019

CATALOG NUMBER: ISW-AF-600-LED-E1-SL4-7030-ULG

CANDELA DISTRIBUTION (continued):

	50°	55°	60°	65°	70°	75°	80°	85°	90°	95°	100°
110°	117.0	120.0	120.5	121.0	120.0	119.0	117.5	116.0	117.0	116.0	117.5
112.5°	145.5	148.0	149.0	150.0	149.5	149.0	148.0	147.0	147.0	147.0	148.0
115°	176.5	179.0	180.5	182.0	180.5	179.0	178.0	177.0	178.0	177.0	178.0
117.5°	208.0	211.0	213.0	215.0	212.5	210.0	209.0	208.0	209.0	208.0	209.0
120°	244.5	246.0	248.0	250.0	247.5	245.0	244.0	243.0	243.0	243.0	244.0
122.5°	278.0	279.0	281.0	283.0	280.5	278.0	277.0	276.0	277.0	276.0	277.0
125°	311.5	313.0	314.0	315.0	312.5	310.0	310.0	310.0	310.0	310.0	310.0
127.5°	342.5	345.0	345.5	346.0	346.0	346.0	345.5	345.0	347.0	345.0	345.5
130°	374.5	377.0	379.0	381.0	381.0	381.0	380.0	379.0	380.0	379.0	380.0
132.5°	408.0	411.0	413.5	416.0	415.0	414.0	414.0	414.0	415.0	414.0	414.0
135°	440.0	443.0	445.5	448.0	447.5	447.0	448.5	450.0	451.0	450.0	448.5
137.5°	470.5	473.0	474.0	475.0	475.5	476.0	478.5	481.0	482.0	481.0	478.5
140°	498.5	500.0	501.0	502.0	503.0	504.0	506.5	509.0	511.0	509.0	506.5
142.5°	526.0	527.0	530.0	533.0	533.0	533.0	533.5	534.0	536.0	534.0	533.5
145°	553.5	556.0	559.0	562.0	561.5	561.0	559.5	558.0	560.0	558.0	559.5
147.5°	577.5	580.0	582.5	585.0	585.5	586.0	584.5	583.0	585.0	583.0	584.5
150°	595.0	597.0	598.5	600.0	601.5	603.0	604.5	606.0	610.0	606.0	604.5
152.5°	610.5	611.0	612.5	614.0	616.0	618.0	620.5	623.0	628.0	623.0	620.5
155°	627.0	626.0	628.5	631.0	633.5	636.0	637.0	638.0	641.0	638.0	637.0
157.5°	644.5	644.0	646.0	648.0	649.0	650.0	650.0	650.0	655.0	650.0	650.0
160°	656.5	658.0	661.0	664.0	662.5	661.0	660.5	660.0	666.0	660.0	660.5
162.5°	665.0	667.0	669.0	671.0	670.5	670.0	669.0	668.0	674.0	668.0	669.0
165°	672.5	672.0	674.5	677.0	678.5	680.0	679.0	678.0	682.0	678.0	679.0
167.5°	681.5	678.0	681.0	684.0	686.0	688.0	688.0	688.0	694.0	688.0	688.0
170°	688.5	686.0	687.5	689.0	691.5	694.0	695.0	696.0	701.0	696.0	695.0
172.5°	689.5	689.0	690.5	692.0	693.0	694.0	695.0	696.0	701.0	696.0	695.0
175°	690.0	690.0	692.5	695.0	695.5	696.0	695.0	694.0	699.0	694.0	695.0
177.5°	694.5	694.0	696.5	699.0	700.0	701.0	699.5	698.0	702.0	698.0	699.5
180°	700.0	700.0	700.0	700.0	700.0	700.0	700.0	700.0	700.0	700.0	700.0



REPORT NUMBER: P227019

CATALOG NUMBER: ISW-AF-600-LED-E1-SL4-7030-ULG

CANDELA DISTRIBUTION (continued):

	105°	110°	115°	120°	125°	130°	135°	140°	145°	150°	155°
0°	542.7	542.7	542.7	542.7	542.7	542.7	542.7	542.7	542.7	542.7	542.7
2.5°	529.6	527.5	522.2	521.2	519.6	517.5	517.0	514.3	509.1	508.0	508.6
5°	505.4	497.0	491.2	486.5	482.8	473.3	469.6	465.4	458.1	456.0	452.8
7.5°	477.0	467.0	455.4	447.0	437.0	427.0	419.2	409.2	401.3	396.5	388.1
10°	454.9	441.2	426.0	409.2	396.0	380.8	370.8	359.2	346.6	335.0	326.6
12.5°	438.1	419.2	397.1	377.1	358.1	341.8	324.0	307.7	291.9	276.1	262.4
15°	424.4	400.7	372.9	347.6	324.5	300.3	280.3	257.7	237.7	224.0	206.7
17.5°	409.7	379.2	346.1	316.6	286.6	261.4	236.1	212.5	193.5	175.7	161.5
20°	391.8	355.0	319.2	285.0	250.9	221.9	196.2	173.6	155.1	140.9	130.4
22.5°	371.8	328.7	287.1	249.8	215.6	187.2	163.0	146.2	132.5	124.6	121.5
25°	352.4	302.9	256.1	215.1	180.9	156.7	140.4	126.2	119.4	116.2	116.2
27.5°	334.5	276.6	224.6	184.6	151.5	132.5	119.9	114.1	111.0	111.0	112.5
30°	317.7	250.3	194.6	154.1	127.8	113.6	106.8	104.7	105.2	107.3	109.4
32.5°	298.2	225.1	168.8	132.5	111.0	101.5	96.2	96.8	99.4	103.1	106.8
35°	277.7	198.3	146.2	116.2	99.4	92.0	88.9	89.4	93.1	97.8	101.5
37.5°	259.3	176.7	128.8	103.6	91.0	86.2	83.6	84.1	86.8	92.6	97.3
40°	240.9	158.3	114.6	96.2	86.2	81.5	79.9	79.4	81.5	86.8	92.6
42.5°	225.1	142.5	106.2	91.0	83.1	78.9	76.8	76.8	77.8	82.0	87.8
45°	215.6	133.1	100.4	87.3	80.5	76.8	74.7	73.6	75.2	77.8	83.1
47.5°	215.6	128.3	96.8	84.7	78.4	75.2	72.6	72.1	72.6	75.2	80.5
50°	223.0	129.4	96.2	83.6	77.3	73.1	70.5	70.5	71.5	75.2	79.4
52.5°	229.3	131.5	97.8	84.7	77.3	72.1	68.9	68.4	69.9	73.6	77.3
55°	228.2	131.5	99.4	86.2	78.9	72.6	68.4	67.8	68.9	72.6	76.3
57.5°	204.1	123.6	97.8	87.3	81.0	75.2	71.0	69.4	70.5	73.6	76.8
60°	165.1	109.9	93.6	87.3	84.1	79.9	75.7	74.7	75.2	78.4	82.0
62.5°	129.4	97.8	88.4	86.8	85.7	83.6	82.0	81.0	81.0	83.6	86.8
65°	105.2	88.4	84.1	84.7	85.7	85.2	84.7	84.1	84.1	85.7	88.9
67.5°	87.8	79.4	78.4	79.9	81.0	81.5	82.0	81.5	82.0	83.6	87.3
69°	79.9	74.7	73.6	74.7	76.8	77.3	78.4	77.8	78.4	79.9	83.6
70°	75.2	71.0	69.9	71.5	73.1	73.6	74.7	74.2	74.7	76.3	79.9
72.5°	65.2	60.5	58.9	60.0	61.5	61.5	63.1	63.6	62.6	63.1	65.7
75°	55.7	50.5	47.9	48.4	48.4	48.4	49.4	49.4	48.4	47.9	48.4
77.5°	46.8	41.0	37.9	37.9	37.9	37.3	35.8	36.3	36.8	36.3	36.8
80°	36.8	32.1	28.9	28.9	28.9	27.9	27.3	27.3	28.4	29.5	28.9
82.5°	28.4	23.7	22.1	21.6	21.6	20.5	20.5	21.6	21.0	21.6	22.6
85°	20.5	16.8	15.3	15.8	15.3	14.2	14.7	16.3	16.3	15.8	16.8
87.5°	12.6	10.5	10.0	10.5	9.5	7.9	7.4	7.9	8.9	8.4	9.5
90°	10.6	10.1	10.1	9.1	8.6	8.1	8.1	8.6	9.6	9.6	9.1
92.5°	6.0	6.5	7.0	7.0	7.0	6.5	6.0	6.0	6.0	6.0	6.0
95°	7.0	7.5	8.0	7.5	7.0	7.0	7.0	7.0	7.0	7.0	7.0
97.5°	9.0	9.5	10.0	11.0	12.0	10.5	9.0	9.0	9.0	8.5	8.0
100°	23.0	24.5	26.0	27.5	29.0	25.0	21.0	16.5	12.0	11.0	10.0
102.5°	42.0	44.5	47.0	48.5	50.0	45.0	40.0	33.5	27.0	22.5	18.0
105°	65.0	67.5	70.0	71.0	72.0	67.5	63.0	55.5	48.0	42.0	36.0
107.5°	90.0	92.0	94.0	94.5	95.0	91.5	88.0	80.5	73.0	65.5	58.0



REPORT NUMBER: P227019
 CATALOG NUMBER: ISW-AF-600-LED-E1-SL4-7030-ULG

REPORT N
 CATALOG

CANDELA DISTRIBUTION (continued):

CANDELA

	105°	110°	115°	120°	125°	130°	135°	140°	145°	150°	155°	
110°	119.0	120.0	121.0	120.5	120.0	117.0	114.0	108.0	102.0	94.5	87.0	0°
112.5°	149.0	149.5	150.0	149.0	148.0	145.5	143.0	138.5	134.0	127.5	121.0	2.5°
115°	179.0	180.5	182.0	180.5	179.0	176.5	174.0	171.0	168.0	163.5	159.0	5°
117.5°	210.0	212.5	215.0	213.0	211.0	208.0	205.0	203.5	202.0	199.5	197.0	7.5°
120°	245.0	247.5	250.0	248.0	246.0	244.5	243.0	240.0	237.0	235.0	233.0	10°
122.5°	278.0	280.5	283.0	281.0	279.0	278.0	277.0	274.0	271.0	269.0	267.0	12.5°
125°	310.0	312.5	315.0	314.0	313.0	311.5	310.0	307.5	305.0	302.0	299.0	15°
127.5°	346.0	346.0	346.0	345.5	345.0	342.5	340.0	339.5	339.0	336.0	333.0	17.5°
130°	381.0	381.0	381.0	379.0	377.0	374.5	372.0	371.0	370.0	368.0	366.0	20°
132.5°	414.0	415.0	416.0	413.5	411.0	408.0	405.0	404.5	404.0	402.5	401.0	22.5°
135°	447.0	447.5	448.0	445.5	443.0	440.0	437.0	436.0	435.0	433.5	432.0	25°
137.5°	476.0	475.5	475.0	474.0	473.0	470.5	468.0	466.0	464.0	462.0	460.0	27.5°
140°	504.0	503.0	502.0	501.0	500.0	498.5	497.0	494.0	491.0	490.0	489.0	30°
142.5°	533.0	533.0	533.0	530.0	527.0	526.0	525.0	523.0	521.0	519.5	518.0	32.5°
145°	561.0	561.5	562.0	559.0	556.0	553.5	551.0	550.5	550.0	548.5	547.0	35°
147.5°	586.0	585.5	585.0	582.5	580.0	577.5	575.0	574.5	574.0	574.0	574.0	37.5°
150°	603.0	601.5	600.0	598.5	597.0	595.0	593.0	593.0	593.0	593.0	593.0	40°
152.5°	618.0	616.0	614.0	612.5	611.0	610.5	610.0	610.0	610.0	609.5	609.0	42.5°
155°	636.0	633.5	631.0	628.5	626.0	627.0	628.0	629.0	630.0	628.5	627.0	45°
157.5°	650.0	649.0	648.0	646.0	644.0	644.5	645.0	645.5	646.0	645.0	644.0	47.5°
160°	661.0	662.5	664.0	661.0	658.0	656.5	655.0	655.0	655.0	655.5	656.0	50°
162.5°	670.0	670.5	671.0	669.0	667.0	665.0	663.0	662.0	661.0	663.0	665.0	52.5°
165°	680.0	678.5	677.0	674.5	672.0	672.5	673.0	673.0	673.0	674.5	676.0	55°
167.5°	688.0	686.0	684.0	681.0	678.0	681.5	685.0	686.5	688.0	687.0	686.0	57.5°
170°	694.0	691.5	689.0	687.5	686.0	688.5	691.0	692.0	693.0	692.5	692.0	60°
172.5°	694.0	693.0	692.0	690.5	689.0	689.5	690.0	690.0	690.0	691.5	693.0	62.5°
175°	696.0	695.5	695.0	692.5	690.0	690.0	690.0	690.5	691.0	693.0	695.0	65°
177.5°	701.0	700.0	699.0	696.5	694.0	694.5	695.0	696.0	697.0	698.0	699.0	67.5°
180°	700.0	700.0	700.0	700.0	700.0	700.0	700.0	700.0	700.0	700.0	700.0	69°
												70°
												72.5°
												75°
												77.5°
												80°
												82.5°
												85°
												87.5°
												90°
												92.5°
												95°
												97.5°
												100°
												102.5°
												105°
												107.5°

NUMBER: P227019
 NUMBER: ISW-AF-600-LED-E1-SL4-7030-ULG

REPORT NUMBER: P
 CATALOG NUMBER:

DISTRIBUTION (continued):

160°	165°	170°	175°	180°
542.7	542.7	542.7	542.7	542.7
504.9	506.5	499.6	502.8	500.7
449.7	447.0	446.5	444.9	441.8
385.0	382.9	376.6	378.7	373.9
318.2	317.7	306.1	306.6	300.8
256.6	247.2	242.4	235.6	239.3
198.8	190.9	180.9	178.3	182.0
149.9	142.0	137.3	133.1	131.5
124.1	119.4	116.8	115.2	114.1
119.9	118.9	118.3	117.3	116.8
117.3	118.3	118.3	118.3	117.3
114.6	116.8	117.3	116.8	115.7
112.0	113.6	113.6	113.1	111.5
108.3	109.9	109.9	109.4	108.3
104.1	105.2	105.7	105.7	106.2
101.0	102.0	103.1	104.1	105.7
97.3	98.9	99.4	101.5	103.6
92.6	94.7	95.7	97.3	99.4
87.8	90.5	91.0	93.1	95.2
85.7	87.8	87.8	89.4	91.0
83.1	84.1	83.6	84.7	85.2
80.5	81.5	81.0	82.0	82.6
78.4	79.4	80.5	81.5	82.0
79.4	81.0	81.5	83.1	83.6
84.1	86.2	88.4	90.5	92.0
88.9	91.5	96.2	105.7	109.4
91.5	95.2	106.2	122.5	127.3
89.9	94.7	107.8	125.2	131.0
86.8	90.5	104.7	122.5	127.8
82.6	86.2	100.4	119.9	124.6
66.8	68.9	84.7	103.1	106.2
48.9	50.5	62.6	69.9	69.4
37.9	40.0	44.2	44.7	44.2
30.0	31.0	33.1	33.1	33.7
23.1	23.7	24.7	23.7	23.1
17.4	16.8	16.3	15.8	15.3
10.0	10.0	8.4	7.4	6.8
8.6	8.6	7.6	6.1	5.0
5.5	5.0	4.5	4.0	4.0
6.5	6.0	5.5	5.0	5.0
8.0	8.0	7.5	7.0	7.0
9.5	9.0	8.5	8.0	8.0
15.5	13.0	12.0	11.0	11.0
31.5	27.0	24.5	22.0	21.0
53.5	49.0	45.5	42.0	41.0

CANDELA DISTRIBUTION:

	160°
110°	80.5
112.5°	113.5
115°	153.0
117.5°	193.0
120°	229.5
122.5°	264.0
125°	297.5
127.5°	331.0
130°	364.0
132.5°	397.0
135°	429.0
137.5°	459.5
140°	488.0
142.5°	517.5
145°	545.5
147.5°	572.5
150°	593.0
152.5°	608.5
155°	626.0
157.5°	643.5
160°	657.5
162.5°	667.0
165°	676.0
167.5°	685.0
170°	692.0
172.5°	694.0
175°	696.0
177.5°	699.5
180°	700.0

'227019

ISW-AF-600-LED-E1-SL4-7030-ULG

TION (continued):

165°	170°	175°	180°
74.0	71.0	68.0	66.0
106.0	102.5	99.0	99.0
147.0	143.0	139.0	140.0
189.0	186.5	184.0	184.0
226.0	224.5	223.0	225.0
261.0	260.5	260.0	263.0
296.0	295.0	294.0	298.0
329.0	329.0	329.0	330.0
362.0	361.5	361.0	363.0
393.0	393.5	394.0	396.0
426.0	426.0	426.0	429.0
459.0	458.0	457.0	460.0
487.0	486.0	485.0	488.0
517.0	516.0	515.0	518.0
544.0	545.0	546.0	550.0
571.0	571.5	572.0	575.0
593.0	592.5	592.0	595.0
608.0	608.0	608.0	611.0
625.0	625.0	625.0	629.0
643.0	643.0	643.0	646.0
659.0	659.5	660.0	663.0
669.0	669.0	669.0	673.0
676.0	677.0	678.0	681.0
684.0	685.5	687.0	690.0
692.0	693.5	695.0	698.0
695.0	696.0	697.0	699.0
697.0	697.5	698.0	700.0
700.0	702.5	705.0	707.0
700.0	700.0	700.0	700.0

(END OF REPORT)